

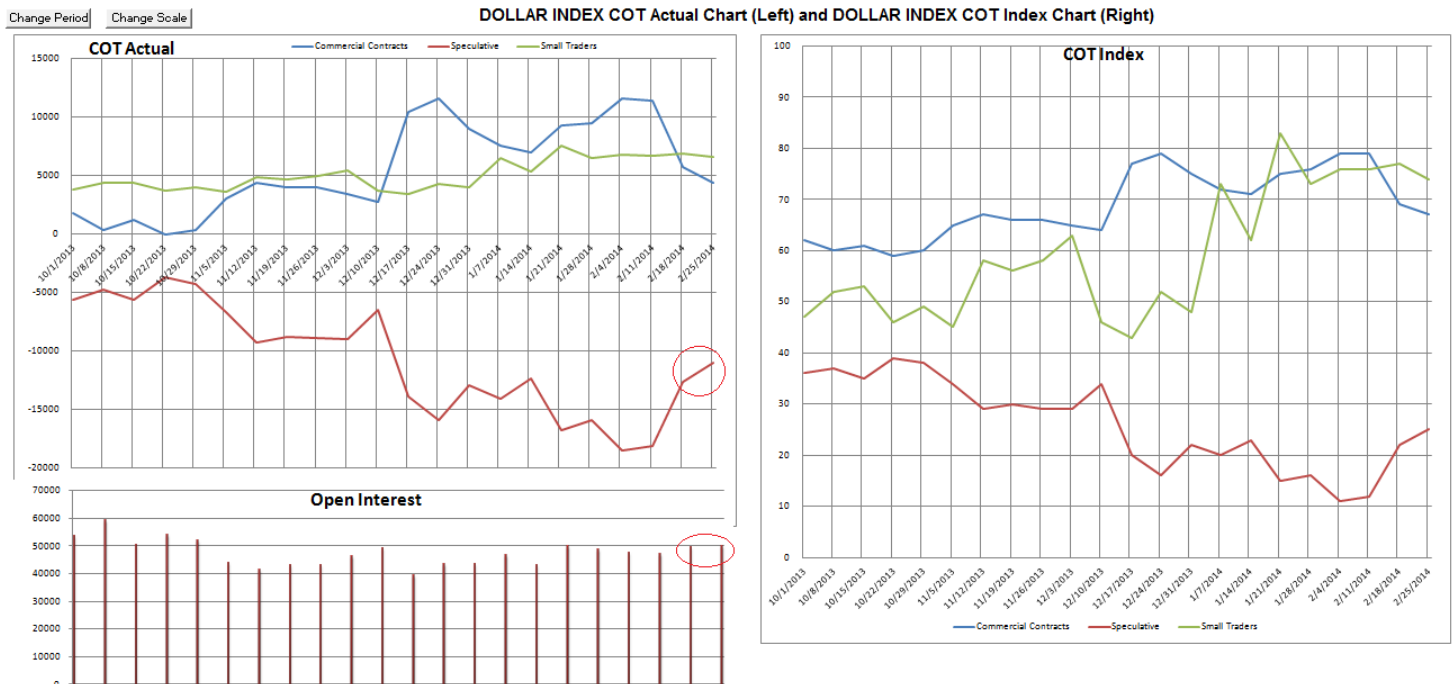
گزارشات کمیسیون معاملات آتی

Cot Reports

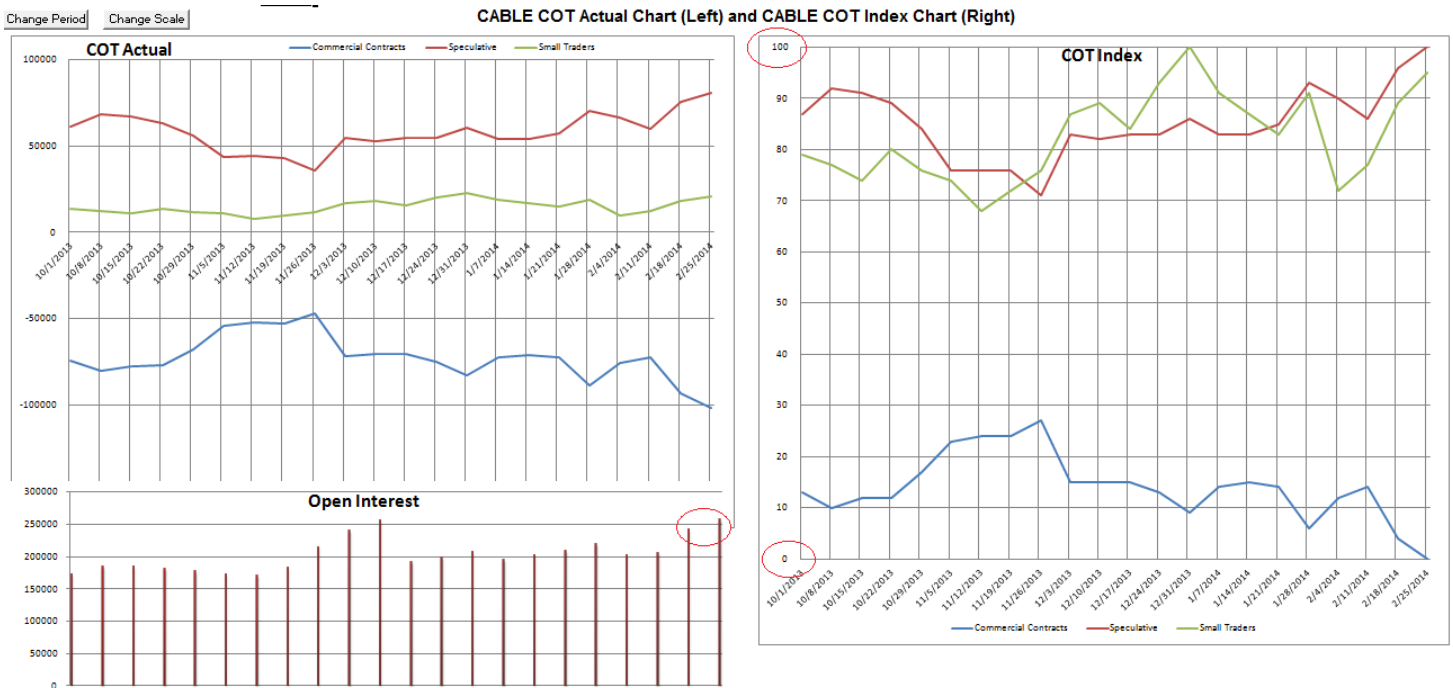
خلیل رحمانی

معاملگر بازار تبادلات ارزی

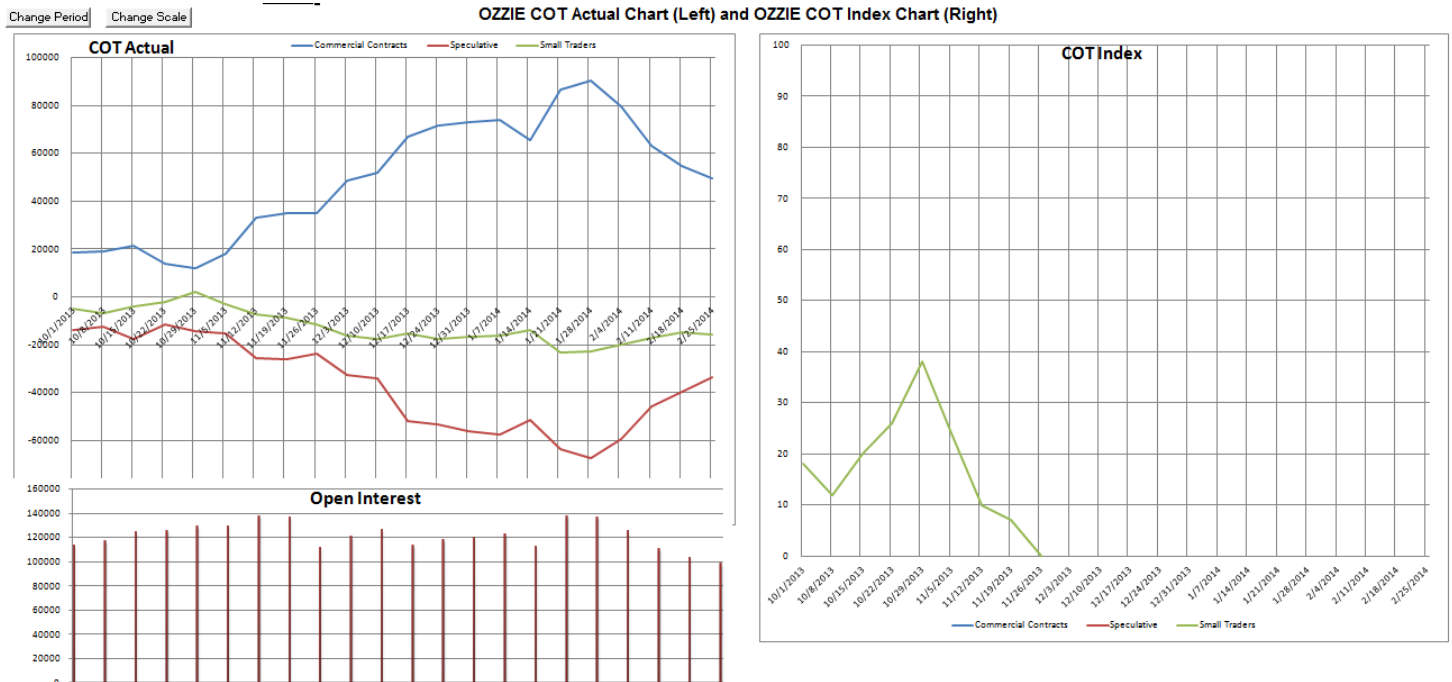
USD ایندکس دلار ایالات متحده آمریکا



Date	Commercial Contracts				Speculative				Small Traders				Open Inte	Open Interest						
	Net Qty	Net Chan	Comm	TRUE	Qty	Qty	Net Qty	Net Chan	Comm	TRUE	Qty	Qty			Net Qty	Net Chan	Comm	TRUE	Qty	Qty
	Long	Shc	from	prev	Index	Index	Long	Short	Long	Short	Long	Short	Long	Short	Long	Short	Long	Short		
2/25/2014	4405	-1318	67	67	16817	12412	-11023	1594	25	25	21291	32314	6618	-276	74	74	8846	2228	49811	182
2/18/2014	5723	-5679	69	69	17007	11284	-12617	5518	22	22	20570	33187	6894	161	77	77	9350	2456	49629	2440
2/11/2014	11402	-231	79	79	19562	8160	-18135	322	12	12	16862	34997	6733	-91	76	76	8726	1993	47189	-425
2/4/2014	11633	2167	79	79	19993	8360	-18457	-2523	11	11	17556	36013	6824	356	76	76	8189	1365	47614	-1230
1/28/2014	9466	210	76	76	18005	8539	-15934	829	16	16	19686	35620	6468	-1039	73	73	8535	2067	48844	-924
1/21/2014	9256	2243	75	75	18480	9224	-16763	-4412	15	15	19933	36696	7507	2169	83	83	8873	1366	49768	6841
1/14/2014	7013	-567	71	71	16099	9086	-12351	1715	23	23	17150	29501	5338	-1148	62	62	7361	2023	42927	-3715
1/7/2014	7580	-1384	72	72	15410	7830	-14066	-1135	20	20	20359	34425	6486	2519	73	73	8577	2091	46642	2998
12/31/2013	8964	-2609	75	75	15495	6531	-12931	2959	22	22	19460	32391	3967	-350	48	48	6448	2481	43644	37
12/24/2013	11573	1167	79	79	16878	5305	-15890	-2035	16	16	17510	33400	4317	868	52	52	6932	2615	43607	4285
12/17/2013	10406	7673	77	77	15363	4957	-13855	-7384	20	20	15888	29743	3449	-289	43	43	6000	2551	39322	-9748
12/10/2013	2733	-716	64	64	14768	12035	-6471	2458	34	34	24957	31428	3738	-1742	46	46	6080	2342	49070	2897
12/3/2013	3449	-505	65	65	15129	11680	-8929	-16	29	29	20773	29702	5480	521	63	63	7098	1618	46173	3296
11/26/2013	3954	-90	66	66	15251	11297	-8913	-176	29	29	18532	27445	4959	266	58	58	6450	1491	42877	-362
11/19/2013	4044	-308	66	66	15583	11539	-8737	523	30	30	18795	27532	4693	-215	56	56	6274	1581	43239	1888
11/12/2013	4352	1341	67	67	16107	11755	-9260	-2596	29	29	16286	25546	4908	1255	58	58	6658	1750	41351	-2455
11/5/2013	3011	2710	65	65	16181	13170	-6664	-2385	34	34	19527	26191	3653	-325	45	45	6142	2489	43806	-8140
10/29/2013	301	366	60	60	15337	15036	-4279	-590	38	38	27505	31784	3978	224	49	49	7094	3116	51946	-2260
10/22/2013	-65	-1318	59	59	15378	15443	-3689	1964	39	39	29898	33587	3754	-646	46	46	6727	2973	54206	3989
10/15/2013	1253	860	61	61	16043	14790	-5653	-894	35	35	24828	30481	4400	34	53	53	7302	2902	50217	-9138
10/8/2013	393	-1407	60	60	15582	15189	-4759	875	37	37	33710	38469	4366	532	52	52	7444	3078	59355	5561
10/1/2013	1800	13431	62	62	16032	14232	-5634	-10093	36	36	28325	33959	3834	-3338	47	47	7360	3526	53794	-9131

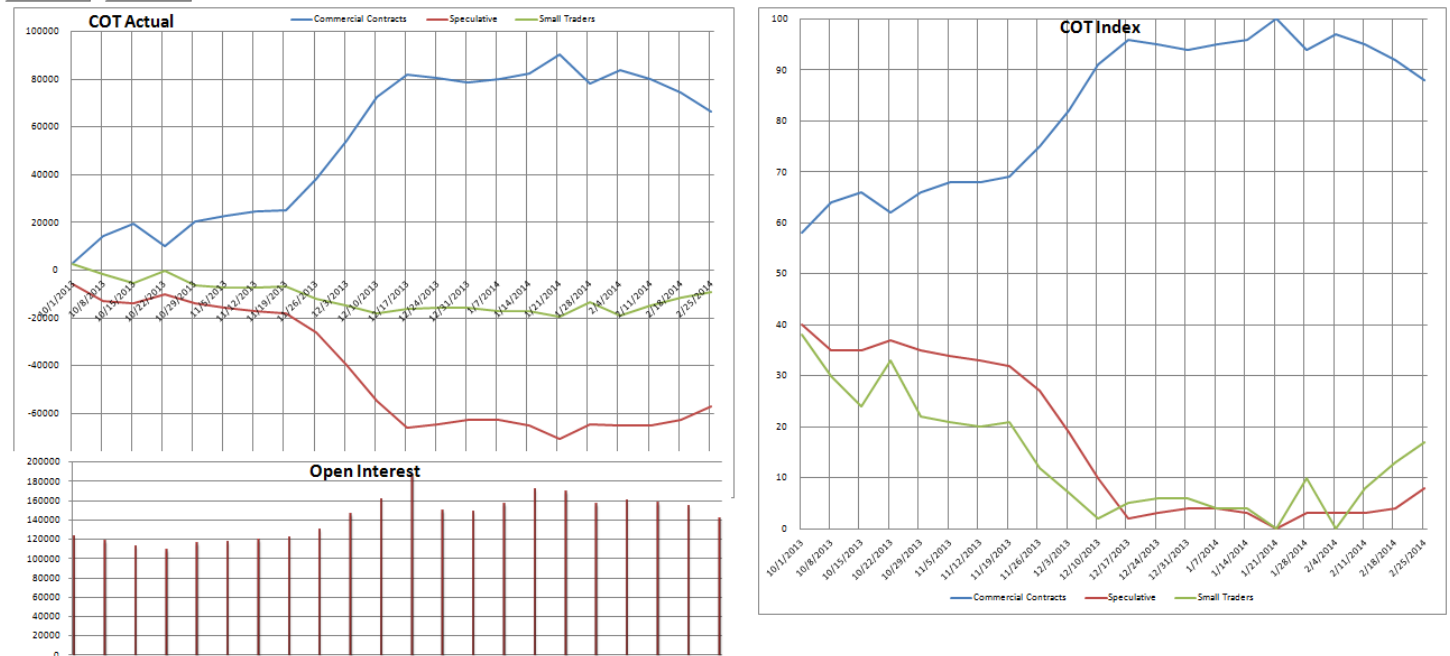


Date	Commercial Contracts				Speculative				Small Traders				Open Int	Open Interest Change						
	Net Qty Long	Net Chan Shc from prev Index	Comm Index	TRUE Index	Qty Long	Qty Short	Net Qty Long	Net Chan Shc from prev Index	Comm Index	TRUE Index	Qty Long	Qty Short			Net Qty Long	Net Chan Shc from prev Index	Comm Index	TRUE Index	Qty Long	Qty Short
2/25/2014	-101821	-8466	0	0	45471	147292	80984	5603	100	100	150870	69886	20837	2863	95	95	39946	19109	257037	15666
2/18/2014	-93355	-20876	4	0	42669	136024	75381	15334	96	100	149977	74596	17974	5542	89	89	40662	22688	241471	36489
2/11/2014	-72479	3573	14	8	43110	115589	60047	-6080	86	93	122783	62736	-12432	2507	77	77	31899	19467	204982	2292
2/4/2014	-76052	12612	12	6	39586	115638	66127	-3931	90	97	124906	58779	9925	-8681	72	72	31572	21647	202690	-16048
1/28/2014	-88664	-16276	6	0	40691	129355	70058	12769	93	100	131638	61580	18606	3507	91	91	40039	21433	218738	10626
1/21/2014	-72388	-1236	14	5	40375	112763	57289	3125	85	92	123761	66472	15099	-1889	83	83	37738	22639	208112	6740
1/14/2014	-71152	1527	15	6	39340	110492	54164	76	83	90	117551	63387	16988	-1603	87	87	37046	20058	201372	6704
1/7/2014	-72679	10318	14	5	38510	111189	54088	-6109	83	90	110278	56190	18591	-4209	91	91	38715	20124	194668	-12218
12/31/2013	-82997	-8178	9	0	39326	122323	60197	5290	86	94	120622	60425	22800	2888	100	100	41354	18554	206886	8823
12/24/2013	-74819	-4473	13	3	38771	113590	54907	284	83	90	110572	61065	19912	4189	93	94	38248	18336	198063	6415
12/17/2013	-70346	361	15	5	40824	111170	54623	1988	83	90	110946	56323	15723	-2349	84	85	34884	19161	191648	-63956
12/10/2013	-70707	909	15	5	61974	132681	52635	-1930	82	89	119440	66805	18072	1021	89	90	41023	22951	255604	16233
12/3/2013	-71616	-24497	15	4	56664	128280	54565	19099	83	90	124685	70120	17051	5398	87	87	39998	22947	239371	24928
11/26/2013	-47119	5639	27	18	55902	103021	35466	-7532	71	77	105923	70457	11653	1893	76	76	35448	23795	214443	30994
11/19/2013	-52758	-771	24	15	43580	96338	42998	-1118	76	82	99669	56671	9760	1889	72	72	32392	22632	183449	12447
11/12/2013	-51987	2415	24	16	40534	92521	44116	479	76	83	89413	45297	7871	-2894	68	68	32326	24456	171002	-1366
11/5/2013	-54402	13265	23	14	39971	94373	43637	-12256	76	83	90096	46459	10765	-1009	74	74	35336	24571	172368	-5059
10/29/2013	-67667	9493	17	7	37071	104738	55893	-7553	84	91	98281	42388	11774	-1940	76	76	35604	23830	177427	-4062
10/22/2013	-77160	325	12	1	32927	110087	63446	-3292	89	96	103465	40019	13714	2967	80	80	38589	24875	181489	-2490
10/15/2013	-77485	3014	12	1	31209	108694	66738	-1534	91	98	110354	43616	10747	-1480	74	74	36098	25351	183979	-664
10/8/2013	-80499	-5865	10	0	29753	110252	68272	6915	92	100	109993	41721	12227	-1050	77	77	37522	25295	184643	12221
10/1/2013	-74634	-125528	13	0	26553	101287	61357	100885	87	100	99360	38003	13277	24643	79	79	40048	26771	172422	-30458

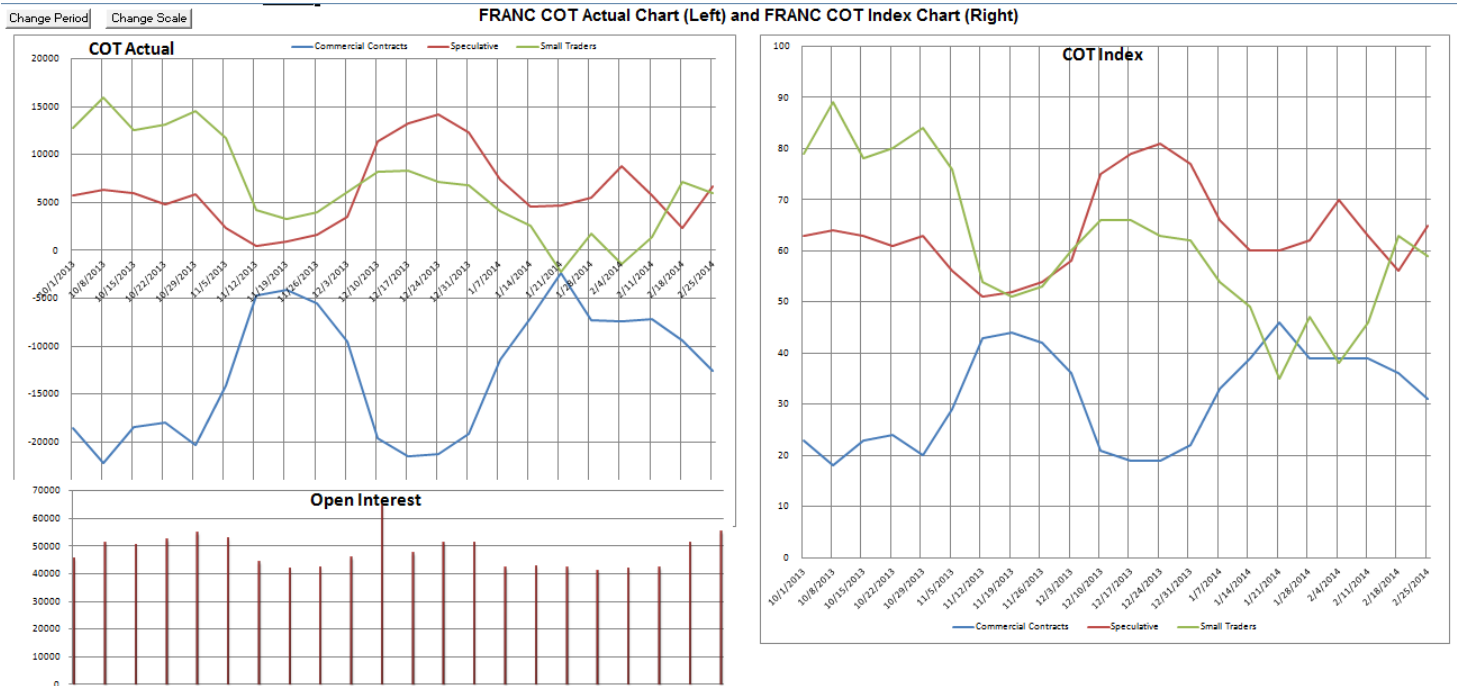


Date	Commercial Contracts					Speculative					Small Traders					ST- True	ST- Long	ST- Short	Open Interest	OI Change
	Com- Net L/S	Com-Net Change	Com Index	Com True	Com Long	Com Short	Sp- Net L/S	Sp-Net Change	Sp Index	Sp True	Sp Long	Sp Short	ST- Net L/S	ST-Net Change	ST- Index					
2/25/2014	49699	-4892	155	79	64649	14950	-33822	5992	-42	21	15426	49248	-15877	-1100	-13	15	16595	32472	98643	-4406
2/18/2014	54591	-8744	160	81	69340	14749	-39814	6178	-50	17	14389	54203	-14777	2566	-10	17	16901	31678	103049	-7474
2/11/2014	63335	-16234	169	86	77967	14632	-45992	13620	-57	13	14123	60115	-17343	2614	-17	12	15952	33295	110523	-14871
2/4/2014	79569	-10707	185	94	92673	13104	-59612	7902	-73	5	14436	74048	-19957	2805	-25	6	15582	35539	125394	-11032
1/28/2014	90276	3650	196	100	101476	11200	-67514	-4003	-82	0	17452	84966	-22762	353	-33	0	15049	37811	136426	-1077
1/21/2014	86626	21199	192	100	96627	10001	-63511	-12087	-78	0	22000	85511	-23115	-9112	-34	0	16861	39976	137503	25162
1/14/2014	65427	-8421	171	95	74481	9054	-51424	6074	-63	4	17237	68661	-14003	2347	-8	9	17946	31949	112341	-9780
1/7/2014	73848	818	179	100	82798	8950	-57498	-1128	-70	0	19916	77414	-16350	310	-14	3	16984	33334	122121	2050
12/31/2013	73030	1627	179	100	81384	8354	-56370	-2849	-69	0	20785	77155	-16660	1222	-15	2	16692	33352	120071	2187
12/24/2013	71403	4525	177	100	79562	8159	-53521	-1757	-66	0	21207	74728	-17882	-2768	-19	0	15866	33748	117884	4766
12/17/2013	66878	14831	172	100	74843	7965	-51764	-17546	-64	0	19513	71277	-15114	2745	-11	6	17374	32488	113118	-13502
12/10/2013	52047	3303	158	100	69208	17161	-34218	-1699	-43	0	36889	71107	-17829	-1604	-19	0	16468	34297	126620	5542
12/3/2013	48744	13795	154	100	65489	16745	-32519	-8902	-41	0	37226	69745	-16225	-4893	-14	0	15726	31951	121078	9405
11/26/2013	34949	136	140	100	58024	23075	-23617	2480	-30	2	33049	56666	-11332	-2616	0	0	18396	29728	111673	-25026
11/19/2013	34813	1735	140	100	80534	45721	-26097	-487	-33	0	33707	59804	-8716	-1248	7	7	19701	28417	136699	-542
11/12/2013	33078	14896	138	100	78078	45000	-25610	-10288	-33	0	36775	62385	-7468	-4608	10	10	19635	27103	137241	7744
11/5/2013	18182	6015	123	97	66292	48110	-15322	-919	-21	2	37390	52712	-2860	-5096	24	24	23552	26412	129497	444
10/29/2013	12167	-1581	117	92	60280	48113	-14403	-2704	-19	2	40153	54556	2236	4285	38	38	26273	24037	129053	3461
10/22/2013	13748	-7710	119	93	60057	46309	-11699	5748	-16	5	39056	50755	-2049	1962	26	26	24007	26056	125592	1316
10/15/2013	21458	2253	127	100	66704	45246	-17447	-5007	-23	0	33096	50543	-4011	2754	20	20	21525	25536	124276	7201
10/8/2013	19205	682	124	100	63959	44754	-12440	1324	-17	1	31302	43742	-6765	-2006	12	12	18728	25493	117075	3399
10/1/2013	18523	84339	124	100	62080	43557	-13764	-69234	-19	0	29530	43294	-4759	-15105	18	18	19215	23974	113676	-87043

Change Period | Change Scale | LOONIE COT Actual Chart (Left) and LOONIE COT Index Chart (Right)

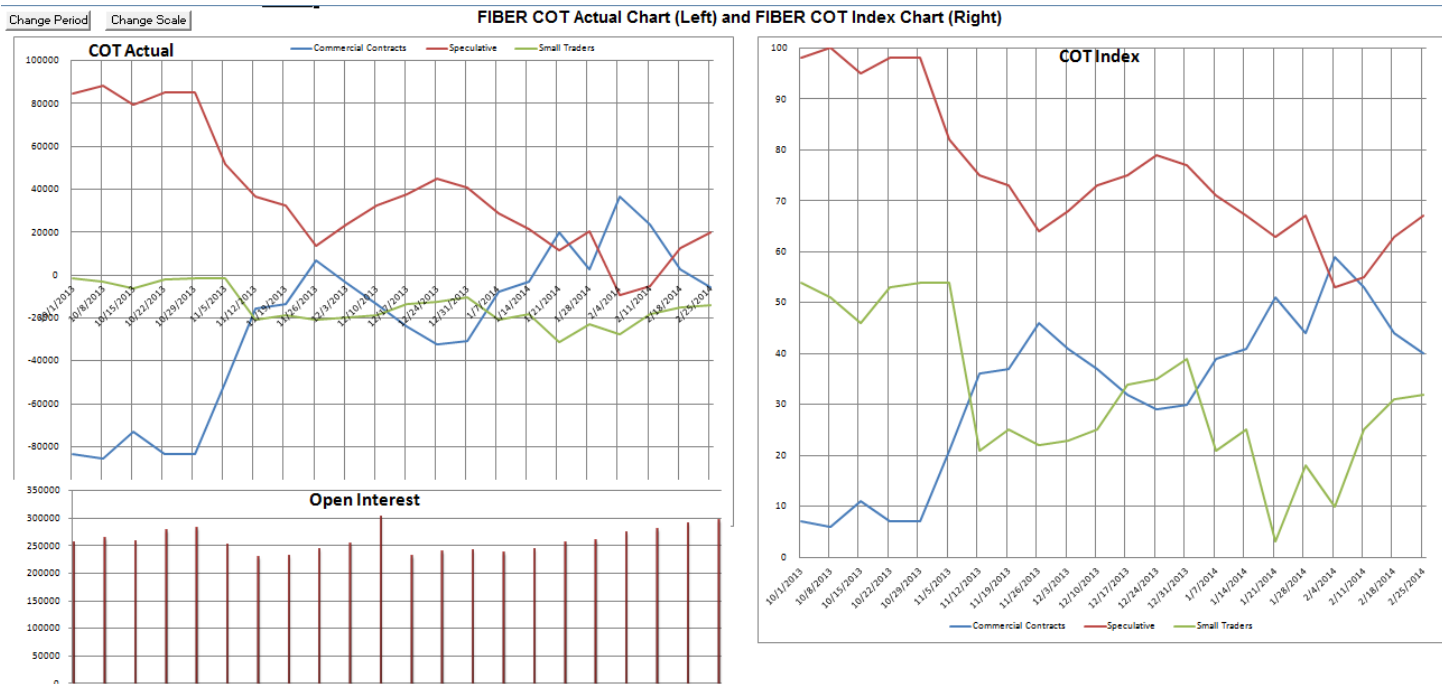


Date	Commercial Contracts					Speculative					Small Traders					Open Inter				
	Net Qty	Net Chan	Comm	TRUE	Qty	Net Qty	Net Chan	Comm	TRUE	Qty	Net Qty	Net Chan	Comm	TRUE	Qty	Qty	Open Inter	Open Interest		
	Long	Shc	from	Index	Long	Long	Shc	from	Index	Long	Short	Long	Shc	from	Index	Long	Short	Change		
2/25/2014	66403	-8037	88	88	85340	18937	-57135	5635	8	8	21323	78458	-9268	2402	17	17	26616	35884	141519	-13343
2/18/2014	74440	-5434	92	92	95939	21499	-62770	2399	4	4	25282	88052	-11670	3035	13	13	26320	37990	154862	-2633
2/11/2014	79874	-4097	95	95	98832	18958	-65169	-150	3	3	25499	90668	-14705	4247	8	8	25619	40324	157495	-3130
2/4/2014	83971	5855	97	97	102801	18830	-65019	-283	3	3	26302	91321	-18952	-5572	0	0	25094	44046	160625	3411
1/28/2014	78116	-12023	94	94	96399	18283	-64736	5926	3	3	25074	89810	-13380	6097	10	10	28499	41879	157214	-12242
1/21/2014	90139	7956	100	100	107199	17060	-70662	-5445	0	0	30158	100820	-19477	-2511	0	0	25156	44633	169456	-1914
1/14/2014	82183	2311	96	100	99948	17765	-65217	-2473	3	0	36814	102031	-16966	162	4	1	26363	43329	171370	14420
1/7/2014	79872	1143	95	98	97578	17706	-62744	2	4	2	29686	92430	-17128	-1145	4	1	24101	41229	156950	7913
12/31/2013	78729	-1593	94	98	96947	18218	-62746	1899	4	2	24919	87665	-15983	-306	6	3	22111	38094	149037	-322
12/24/2013	80322	-1635	95	99	98004	17682	-64645	1292	3	0	24513	89158	-15677	343	6	3	22163	37840	149359	-37777
12/17/2013	81957	9507	96	100	102615	20658	-65937	-11403	2	0	29226	95163	-16020	1896	5	3	22740	38760	187136	26377
12/10/2013	72450	18111	91	100	93155	20705	-54534	-15042	10	0	36579	91113	-17916	-3069	2	0	23953	41869	160759	14992
12/3/2013	54339	15950	82	100	77205	22866	-39492	-13325	19	0	36483	75975	-14847	-2625	7	0	25286	40133	145767	16296
11/26/2013	38389	13334	75	100	64580	26191	-26167	-7998	27	0	32927	59094	-12222	-5336	12	0	24883	37105	129471	7658
11/19/2013	25055	386	69	100	58773	33718	-18169	-940	32	6	32847	51016	-6886	554	21	1	25622	32508	121813	2861
11/12/2013	24669	1719	68	100	58367	33698	-17229	-1444	33	7	30409	47638	-7440	-275	20	0	24857	32297	118952	1699
11/5/2013	22950	2670	68	100	58767	35817	-16785	-1789	34	8	31158	46943	-7165	-881	21	0	23928	31093	117253	1096
10/29/2013	20280	10064	66	99	59498	39218	-13996	-3942	35	10	29527	43523	-6284	-6122	22	0	24072	30356	116157	6841
10/22/2013	10216	-9341	62	92	54453	44237	-10054	4018	37	13	27170	37224	-162	5323	33	12	25370	25532	109316	-3228
10/15/2013	19557	5152	66	99	59693	40136	-14072	-1277	35	10	27615	41687	-5485	-3875	24	0	22607	28092	112544	-5788
10/8/2013	14405	11387	64	95	58432	44027	-12795	-7079	35	11	33070	45865	-1610	-4308	30	0	24190	25800	118332	-4400
10/1/2013	3018	24777	58	87	51346	48328	-5716	-3670	40	17	42540	48256	-2698	-21107	38	9	25401	23703	122732	-50124

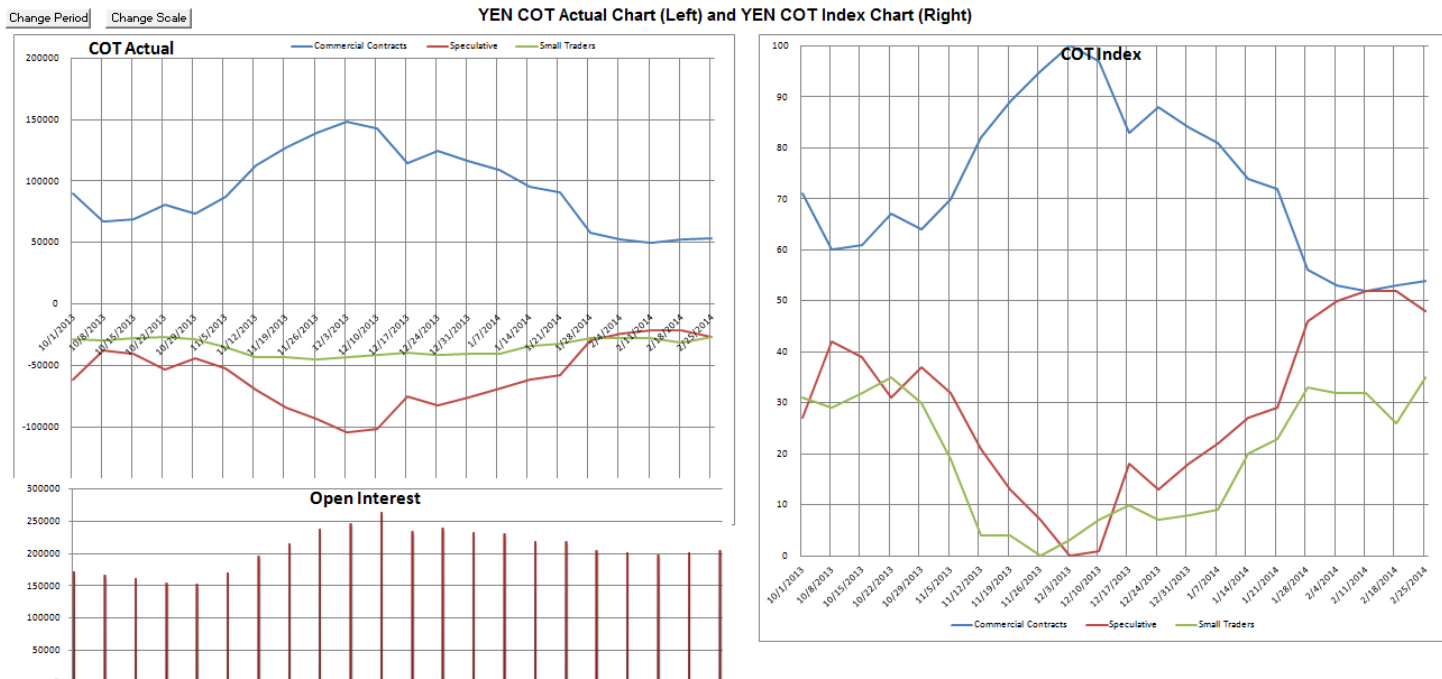


Date	Commercial Contracts					Speculative					Small Traders					Open Inte	Open Interest			
	Net Qty	Net Chan	Comm	TRUE	Qty	Net Qty	Net Chan	Comm	TRUE	Qty	Net Qty	Net Chan	Comm	TRUE	Qty			Qty	Change	
	Long	Shc	from	Index	Long	Long	Shc	from	Index	Long	Short	Long	Short	Index	Long	Short				
2/25/2014	-12637	-3185	31	31	10339	22976	6713	4346	65	65	25129	18416	5924	-1161	59	59	18660	12736	55157	4154
2/18/2014	-9452	-2288	36	36	10680	20132	2367	-3422	56	56	19591	17224	7085	5710	63	63	19726	12641	51003	8570
2/11/2014	-7164	205	39	39	9619	16783	5789	-3031	63	63	16995	11206	1375	2826	46	46	14876	13501	42433	515
2/4/2014	-7369	-105	39	39	9361	16730	8820	3313	70	70	18871	10051	-1451	-3208	38	38	12450	13901	41918	1049
1/28/2014	-7264	-4902	39	39	8392	15656	5507	882	62	62	16634	11127	1757	4020	47	47	14417	12660	40869	-1241
1/21/2014	-2362	4754	46	46	11787	14149	4625	58	60	60	16927	12302	-2263	-4812	35	35	12062	14325	42110	-681
1/14/2014	-7116	4316	39	39	7850	14966	4567	-2763	60	60	18572	14005	2549	-1553	49	49	15340	12791	42791	704
1/7/2014	-11432	7682	33	33	4522	15954	7330	-4966	66	66	19762	12432	4102	-2716	54	54	16967	12865	42087	-9052
12/31/2013	-19114	2133	22	22	4204	23318	12296	-1833	77	77	26507	14211	6818	-300	62	62	19767	12949	51139	8
12/24/2013	-21247	283	19	19	3056	24303	14129	915	81	81	27278	13149	7118	-1198	63	63	19882	12764	51131	3764
12/17/2013	-21530	-1962	19	19	1349	22879	13214	1811	79	79	24848	11634	8316	151	66	66	20561	12245	47367	-17139
12/10/2013	-19568	-9990	21	21	12531	32099	11403	7880	75	75	21447	10044	8165	2110	66	66	19994	11829	64506	18644
12/3/2013	-9578	-4043	36	36	16283	25861	3523	1924	58	58	11217	7694	6055	2119	60	60	16162	10107	45862	3441
11/26/2013	-5535	-1428	42	42	18097	23632	1599	718	54	54	9539	7940	3936	710	53	53	13723	9787	42421	651
11/19/2013	-4107	611	44	44	17958	22065	881	386	52	52	9365	8484	3226	-997	51	51	13164	9938	41770	-2629
11/12/2013	-4718	9352	43	43	18870	23588	495	-1857	51	51	10814	10319	4223	-7495	54	54	13387	9164	44399	-8353
11/5/2013	-14070	6309	29	29	12740	26810	2352	-3526	56	56	19993	17641	11718	-2783	76	76	19311	7593	52752	-1953
10/29/2013	-20379	-2445	20	20	9326	29705	5878	1082	63	63	22211	16333	14501	1363	84	84	22649	8148	54705	2303
10/22/2013	-17934	481	24	24	8965	26899	4796	-1122	61	61	21551	16755	13138	641	80	80	21209	8071	52402	2115
10/15/2013	-18415	3830	23	23	7330	25745	5918	-375	63	63	21682	15764	12497	-3455	78	78	20620	8123	50287	-730
10/8/2013	-22245	-3686	18	18	6071	28316	6293	530	64	64	19867	13574	15952	3156	89	89	24457	8505	51017	5719
10/1/2013	-18559	-19145	23	23	5221	23780	5763	-1896	63	63	17834	12071	12786	21043	79	79	21520	8724	45298	-11007

EUR یورو واحد پولی اتحادیه اروپا



Date	Commercial Contracts				Speculative				Small Traders				Open Int	Open Interest Change						
	Net Qty	Net Chan	Comm	TRUE	Qty	Qty	Net Qty	Net Chan	Comm	TRUE	Qty	Qty			Net Qty	Net Chan	Comm	TRUE	Qty	Qty
	Long	Shc	from prev	Index	Long	Short	Long	Shc	from prev	Index	Long	Short	Long	Shc	from prev	Index	Long	Short		
2/25/2014	-5853	-8357	40	40	128090	133943	20041	7359	67	67	101042	81001	-14188	998	32	32	46580	60768	296924	5564
2/18/2014	2504	-21219	44	44	128555	126051	12682	17983	63	63	96324	83642	-15186	3236	31	31	46243	61429	291360	10323
2/11/2014	23723	-12774	53	53	137204	113481	-5301	3851	55	55	82814	88115	-18422	8923	25	25	41066	59488	281037	6891
2/4/2014	36497	33948	59	59	140664	104167	-9152	-29426	53	53	75320	84472	-27345	-4522	10	10	36823	64168	274146	13347
1/28/2014	2549	-17133	44	44	110974	108425	20274	8667	67	67	94787	74513	-22823	8466	18	18	40357	63180	260799	5499
1/21/2014	19682	22812	51	51	109975	90293	11607	-9761	63	63	93666	82059	-31289	-13051	3	3	38741	70030	255300	11866
1/14/2014	-3130	4707	41	41	89923	93053	21368	-7246	67	67	97484	76116	-18238	2539	25	25	42980	61218	243434	4864
1/7/2014	-7837	22786	39	39	83755	91592	28614	-12169	71	71	102267	73653	-20777	-10617	21	21	40075	60852	238570	-3501
12/31/2013	-30623	1707	30	30	69120	99743	40783	-4010	77	77	113509	72726	-10160	2303	39	39	47087	57247	242071	1865
12/24/2013	-32330	-8134	29	29	67136	99466	44793	7127	79	79	115802	71009	-12463	1007	35	35	45647	58110	240206	9251
12/17/2013	-24196	-10622	32	32	66308	90504	37666	5461	75	75	108309	70643	-13470	5161	34	34	46019	59489	230955	-71145
12/10/2013	-13574	-10026	37	37	96777	110351	32205	8776	73	73	105365	73160	-18631	1250	25	25	49494	68125	302100	48447
12/3/2013	-3548	-10540	41	41	96136	99684	23429	9854	68	68	94334	70905	-19881	686	23	23	41038	60919	253653	10604
11/26/2013	6992	20518	46	46	98412	91420	13575	-18752	64	64	86685	73110	-20567	-1766	22	22	37844	58411	243049	10723
11/19/2013	-13526	2232	37	37	85492	99018	32327	-4262	73	73	93268	60941	-18801	2030	25	25	38006	56807	232326	3160
11/12/2013	-15758	34374	36	36	80507	96265	36589	-15033	75	75	94803	58214	-20831	-19341	21	21	38452	59283	229166	-23388
11/5/2013	-50132	33281	21	21	74944	125076	51622	-33530	82	82	111461	59839	-1490	249	54	54	48977	50467	252554	-30369
10/29/2013	-83413	-96	7	7	73759	157172	85152	1	98	98	141043	55891	-1739	95	54	54	53599	55338	282923	4784
10/22/2013	-83317	-10176	7	7	69780	153097	85151	5994	98	98	140547	55396	-1834	4182	53	53	52909	54743	278139	20940
10/15/2013	-73141	12140	11	11	64774	137915	79157	-9134	95	95	132466	53309	-6016	-3006	46	46	45353	51369	257199	-6660
10/8/2013	-85281	-1937	6	6	59901	145182	88291	3534	100	100	139698	51407	-3010	-1597	51	51	48379	51389	263859	8792
10/1/2013	-83344	-186335	7	7	56713	140057	84757	158320	98	100	138467	53710	-1413	28015	54	54	47284	48697	255067	-55990



Date	Commercial Contracts				Speculative				Small Traders				Open Int	Open Interest Change						
	Net Qty Long	Net Chan from prev	Comm Index	TRUE Index	Qty Long	Qty Short	Net Qty Long	Net Chan from prev	Comm Index	TRUE Index	Qty Long	Qty Short			Net Qty Long	Net Chan from prev	Comm Index	TRUE Index	Qty Long	Qty Short
2/25/2014	53405	599	54	54	111141	57736	-26648	-5143	48	48	67274	93922	-26757	4544	35	35	16054	42811	203743	3686
2/18/2014	52806	3297	53	53	108550	55744	-21505	-194	52	52	68606	90111	-31301	-3103	26	26	15153	46454	200057	3622
2/11/2014	49509	-2662	52	52	109100	59591	-21311	2630	52	52	65021	86332	-28198	32	32	15094	43292	196435	-2926	
2/4/2014	52171	-5376	53	53	110900	58729	-23941	6109	50	50	63612	87553	-28230	-733	32	32	15924	44154	199361	-3653
1/28/2014	57547	-32999	56	56	109118	51571	-30050	27685	46	46	68279	98329	-27497	5314	33	33	17046	44543	203014	-14534
1/21/2014	90546	-4948	72	72	127392	36846	-57735	3521	29	29	66780	124515	-32811	1427	23	23	15287	48098	217548	-776
1/14/2014	95494	-13735	74	74	129065	33571	-61256	7713	27	27	63865	125121	-34238	6022	20	20	15254	49492	218324	-11832
1/7/2014	109229	-7559	81	81	140257	31028	-68969	6849	22	22	66078	135047	-40260	710	9	9	13905	54165	230156	-2069
12/31/2013	116788	-7462	84	84	144387	27599	-75818	7068	18	18	68382	144200	-40970	394	8	8	12100	53070	232225	-6935
12/24/2013	124250	9248	88	88	150608	26358	-82886	-7744	13	13	69625	152511	-41364	-1504	7	7	11866	53230	239160	6417
12/17/2013	115002	-27999	83	83	140486	25484	-75142	26593	18	18	72228	147370	-39860	1406	10	10	13110	52970	232743	-29486
12/10/2013	143001	-5193	97	97	167903	24902	-101735	3153	1	1	48743	150478	-41266	2040	7	7	15525	56791	262229	17062
12/3/2013	148194	9271	100	100	169404	21210	-104888	-11342	0	0	49830	154718	-43306	2071	3	3	15494	58800	245167	8454
11/26/2013	138923	11771	95	100	160172	21249	-93546	-9500	7	0	52505	146051	-45377	-2271	0	0	13640	59017	236713	22502
11/19/2013	127152	14168	89	100	147730	20578	-84046	-14020	13	0	48201	132247	-43106	-148	4	0	10989	54095	214211	18521
11/12/2013	112984	25771	82	100	131891	18907	-70026	-17926	21	0	46459	116485	-42958	-7845	4	0	11295	54253	195690	26686
11/5/2013	87213	13473	70	97	109410	22197	-52100	-7482	32	9	40986	93086	-35113	-5991	19	9	12216	47329	169004	17017
10/29/2013	73740	-6666	64	88	97002	23262	-44618	9026	37	15	35267	79885	-29122	-2360	30	22	13837	42959	151987	-951
10/22/2013	80406	11424	67	93	104572	24166	-53644	-12871	31	8	30398	84042	-26762	1447	35	27	14288	41050	152938	-6933
10/15/2013	68982	1780	61	85	101177	32195	-40773	-3277	39	19	42083	82856	-28209	1497	32	23	13731	41940	159871	-6086
10/8/2013	67202	-22461	60	84	102469	35267	-37496	23703	42	21	45221	82717	-29706	-1242	29	20	15318	45024	165957	-4568
10/1/2013	89663	11926	71	99	113647	23884	-61199	-23004	27	1	38829	100028	-28464	11078	31	23	14897	43361	170525	-25871